
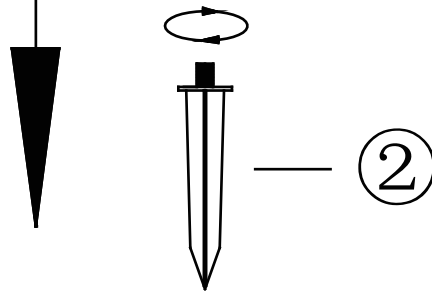
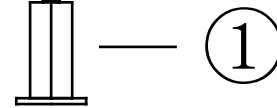
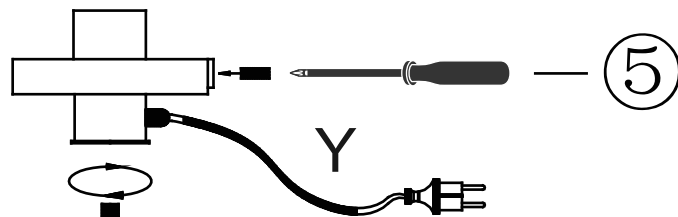
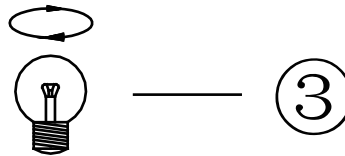
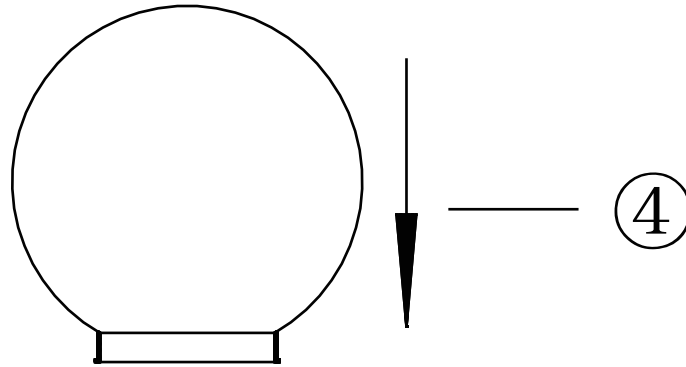


19223-16 19224-16
19225-16



230V/50Hz 1x E27 max. 60W



Bitte geben Sie bei technischen Fragen die Chargennummer (xxx-xxx-xx-xx-xxxx-xxx) an. Diese finden Sie auf dem Typenschild.
Please let us know the batch number (xxx-xxx-xx-xx-xxxx-xxx) for any technical questions. This can be found on the rating label.

11/2013